

## Should You Be Injured or Feel Ill

- Speak to your site contact immediately.
- Report all injuries to your site contact.

## If You See a Fire

- Hit the nearest call point.
- Leave any building by the nearest route and make your way to the assembly point.
- Only tackle the fire if you are trained and it is safe to do so.

## Alarms and Evacuation

*If the alarm sounds;*

- Immediately leave the building and report to the evacuation point which is in the small car park opposite the office block.

## Details to Remember

Your site contact is:

.....

His / Her phone number is;

.....

**DO NOT TAKE RISKS**

Refer to your site contact in case of  
any concerns.

## Site Plan

Assembly point is opposite main site office.



## CCTV

Images are being monitored and recorded for the purpose of site security, including vandalism, and protecting the safety of our customers.

Grain Terminal (Ipswich) Ltd  
Cliff Quay  
Ipswich  
Suffolk  
IP3 0BG  
01473 250461

Version 4 – March 2018

## The Grain Terminal (Ipswich) Ltd

## Safety on Site For Visitors and Contractors

The basic precautions to keep safe on site.



## Welcome to IGT



Please consult the site asbestos register prior to starting any invasive work on any Infrastructure.



Explosive atmospheres may be present where you see these signs. Consult your site contact for further information.



Comply with the Code of Practice for the Control of Salmonella 2009.



ISO  
14001  
Environmental  
Management



On Arrival at Site **EMS 587699**

- Register your presence by signing in at the Main office.
- Inform your site contact of any medical condition that could affect feed or food safety.
- Park in the designated area.

## Getting Around the Site

### On foot

- Keep to designated walk ways and crossings.
- Avoid all vehicles and their operating area.
- Hold hand rails where provided.

### In your vehicle

- Keep to speed limit (Maximum 15 mph).
- Comply with all signage.
- Hand held mobile phones must not be used whilst driving.
- Wear seat belt at all times.
- Do not leave keys in ignition.
- Drivers Safety, Follow One-Way systems

## Personal Protective Equipment (PPE)

- Hi visibility in designated areas.
- Hearing / Respiratory Protection in designated areas
- Safety foot wear, non slip with protective toe caps.
- Hard Hat outside Cabs or offices
- Light eye protection
- Clean overalls or similar.
- Anti static clothing must be worn in zoned areas.
- Magnetic areas No Pace Makers

## Main Site Hazards

There are a number of safety hazards of which you particularly need to be aware.

These include:

- Large vehicles.
- Asbestos.
- Electricity. Explosive atmosphere potential.
- Process machinery.
- Falls from heights.
- Slips, trips and falls.
- Dust






## Your Equipment Must be Safe

- Lifting equipment must be tested and have a current inspection certificate.
- Electrical equipment must be tested with in-date test stickers to verify this.

- All other equipment must be safe, legal, checked and fit for purpose.

## Safety Signs

- Signage is used to indicate hazards and tell you what you must do. Follow at all times.

The 5 Safety rules we must never break		
1		Follow road and pedestrian signage at all times.
2		Keep a safe distance from any working vehicle.
3		Never enter a flat store if vehicles are operating inside. Wait until the driver stops the engine or leaves the store.
4		Wear the site mandatory PPE. Other PPE may be required.
5		Use the sheeting point provided. Hold handrails and follow safe systems of work.

## Assess Your Task and Work Safely

- No task should be started without a risk assessment and method statement if required.
- A permit to work will be required for some higher hazard tasks.
- Follow IGT's food/feed safety rules

- Your work area must be kept clean, tidy and orderly.

## Environmental Requirements

- All wastes must be disposed of in the correct and legal manner. See your site contact for details.
- No waste or harmful substance may be poured into any drain or sink.
- Report any spillage immediately and contain it if safe to do so.

## Food/Feed Safety and Illness

- Smoking is banned unless in designated areas.
- No alcohol, glass or hard plastics may be brought on to site.
- If you have been suffering from any of the following within the last 48 hrs, you must notify your contact immediately: Infectious illness, diarrhoea, vomiting or any known gastrointestinal disease.
- Other specific requirements may apply, which you will be briefed on by your site contact as they apply to your task/work area.
- Advise your site contact if you have visited any food/feed storage or processing sites within the previous 2 days.
- Eating and drinking on site is only permitted within designated mess rooms.

